

TITLE	SHEET
Cover Sheet	1
Block Diagram	2
General Spec	3
Change List	4
Processor	5,6
North Bridge	7,8,9,10
South Bridge	11,12,13
Clock & Buffer	14
DDR SDRAM	15~19
AGP Slot	20
PCI Slot	21,22,23
IDE Connector	24
ATX Power	25
USB, Front Panel, FDD	26
USB, PS2, COM, LPT	27
AC97 CODEC	28
VCC_CORE DC-DC Converter	29
MIS DC-DC Converter	30
LPC I/O, FDD, BIOS	31
BLANK	32
VGA Connector	33
CNR Slot	34
LAN RTL8201BL	35
BOM	36

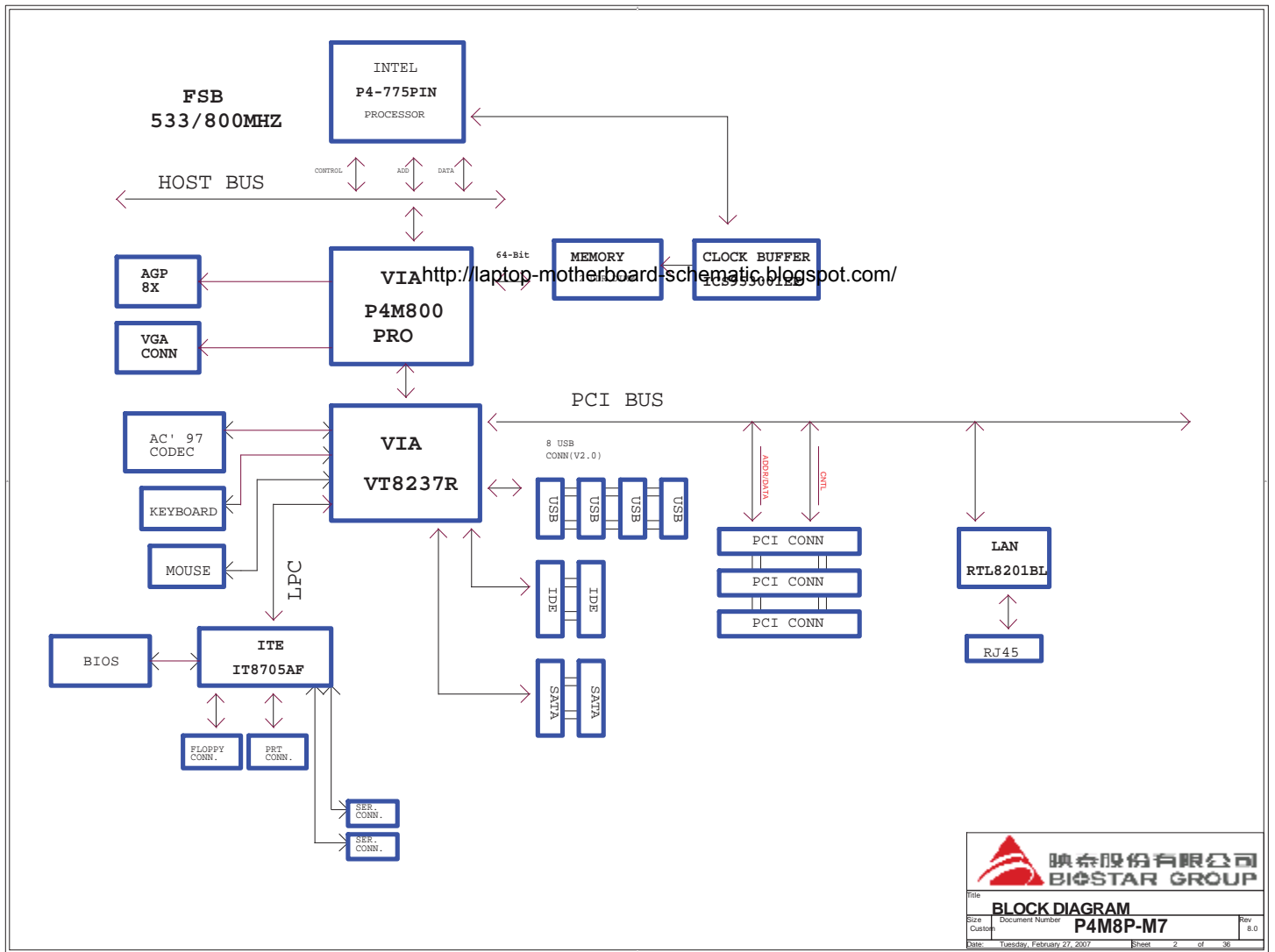
P4M8P-M7A

P4M800 PRO +

VT8237R

VER : 8.0

 映泰股份有限公司 BIOSTAR GROUP		
COVER SHEET		
Size Custpm	Document Number P4M8P-M7	Rev 8.0
Date: Tuesday, February 27, 2007	Sheet 1 of 36	



PCI Solt	IDE SEL	INT#	GNT#	REQ#	CLOCK
1	19	A	0	0	PCLK5
2	20	B	1	1	PCLK0
3	21	C	2	2	PCLK1
4					
5					
6					

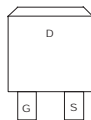
P4M80-M7

1. CPU --- INTEL P4 Socket 775(3-Phase Power)
2. CHIPSET --- VIA P4M800 CE PRO+ VT8237R
3. MEMORY --- 2 DDR SDRAM(Max. 2GB)
4. SLOTS --- AGP(8X)x1, PCIX3, CNRx1
5. CODEC --- Realtek ALC655 6-Channel Audio
6. LAN --- V1000L
7. PCB Size --- 2438.4Mmx201.68mm, 4-Layer

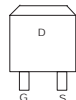
Chips	IDE SEL	INT#	GNT#	REQ#	CLOCK
LPC I/O					PCLK3
LAN					
RAID					
SATA					
WIRE LESS					
CARD READER					
S / B					SPCLK
ATI23S					

SLOT	GPIO	PRI.	SEC.
AMR			
CNR			
ACR			
H/W SOUND			

220U/25DE	5*7 mm
1000U/16DE	6.3*11 mm
2200U/10DE	6.3*11 mm
4700U/16DE	8*11 mm
10000U/10DE	8*14 mm
15000U/16DE	10*25 mm
33000U/25DE	10*25 mm



TO-263
PHB55N03
90N02



TO-252
20N03
TM3055TL-S
PHD55N03



SOT-223
AMS1117



SOT-23
LM431



SOT-23
2N7002
SI2303S
SI2301S



SOT-23
2N3904
2N3906
MMBT2907A
2N2222A



SOT-23
BAT54C
BAT54S



TO-92
LM431
78L05-D
LM432



TO-92
2N2222A
2N2097A

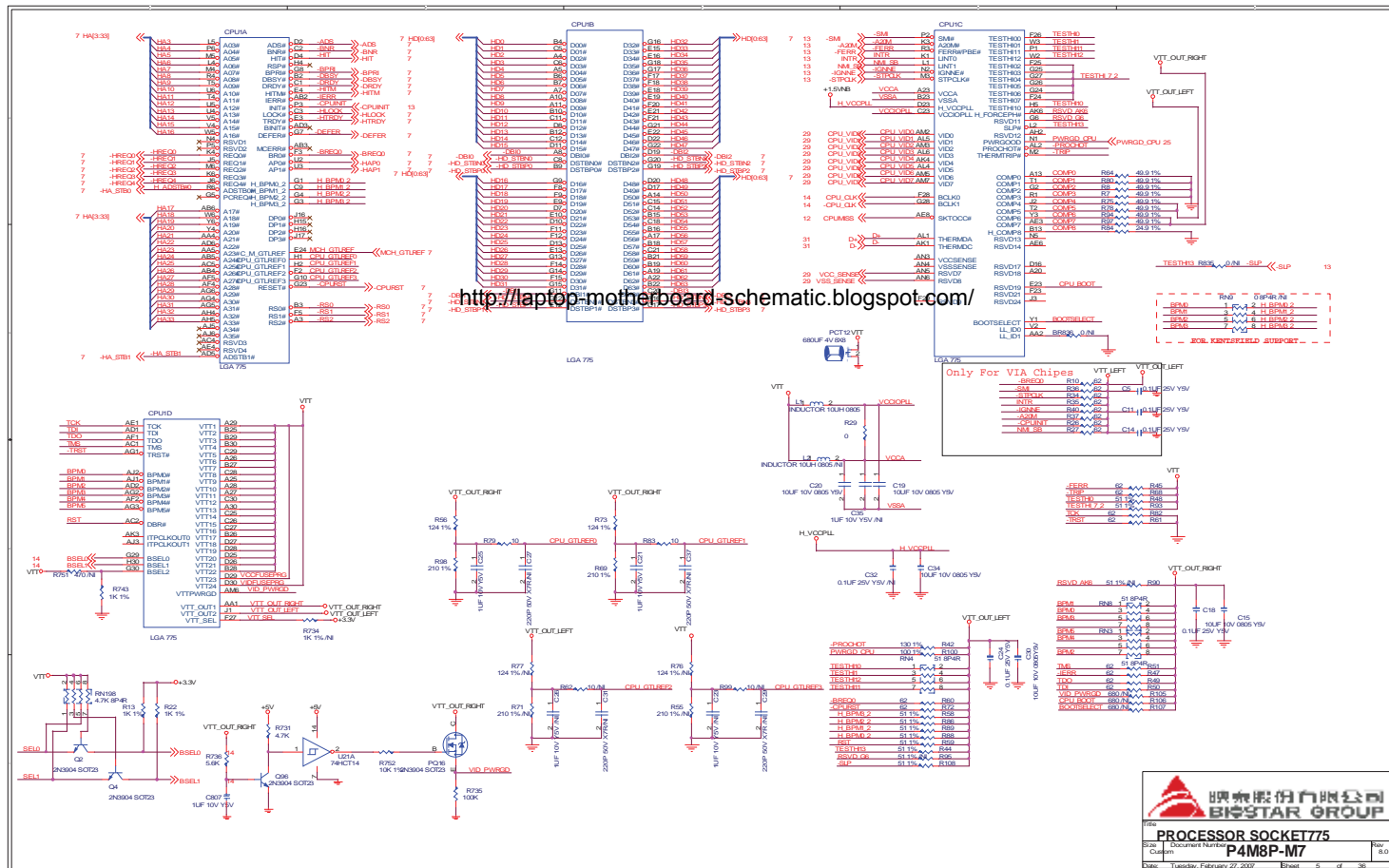



TO-92
HSD882-D

Title: GENERAL SPEC		
Size: Custom	Document Number: P4M8P-M7	Rev: 8.0
Date: Tuesday, February 27, 2007	Sheet: 3 of 36	

<http://laptop-motherboard-schematic.blogspot.com/>

 映泰股份有限公司 BIGSTAR GROUP		
Title CHANGE LIST		
Size	Document Number	Rev
Custom	P4M8P-M7	8.0
Date:	Tuesday, February 27, 2007	Sheet 4 of 36



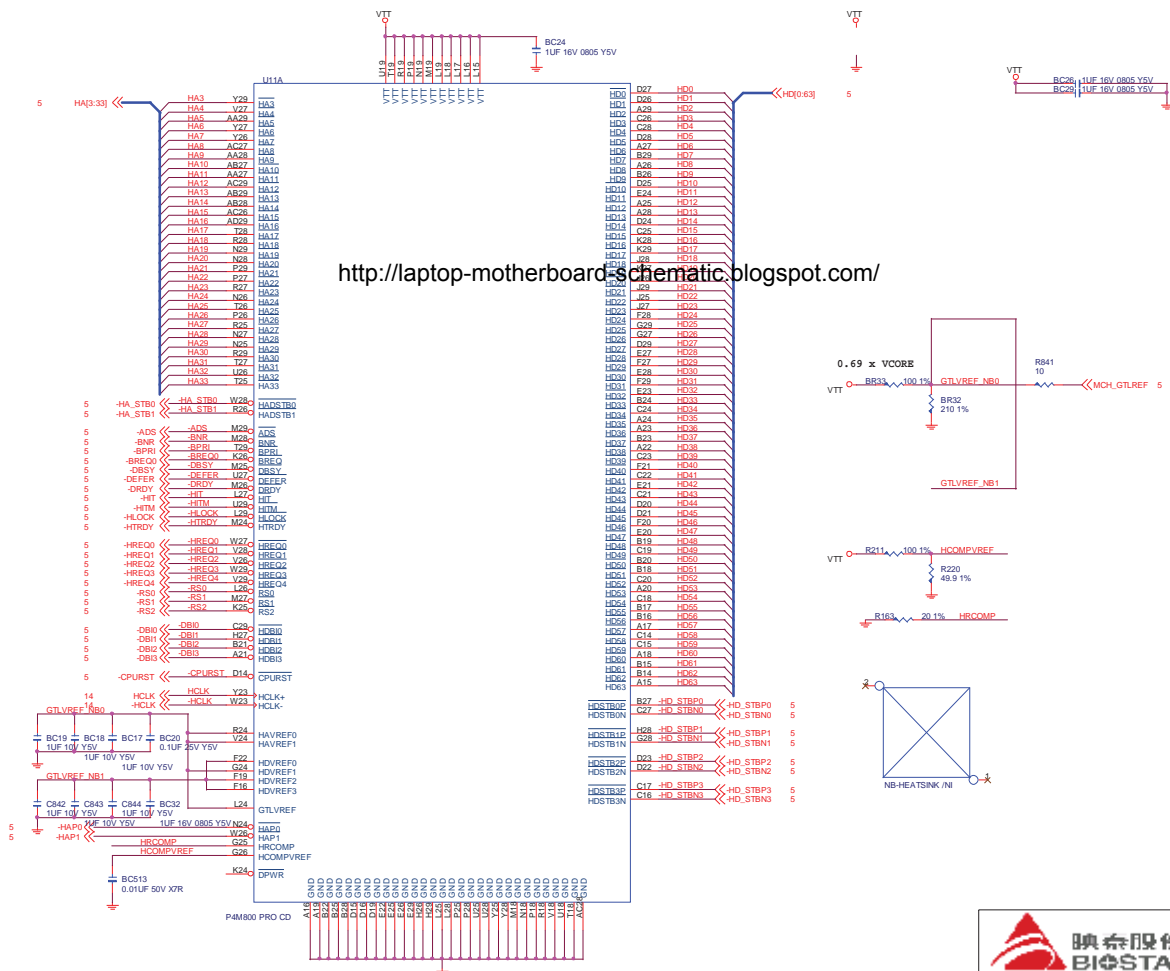


映泰股份有限公司
BIOSSTAR GROUP

File: **PROCESSOR SOCKET775**
Size: Custom
Date: Tuesday, February 27, 2007

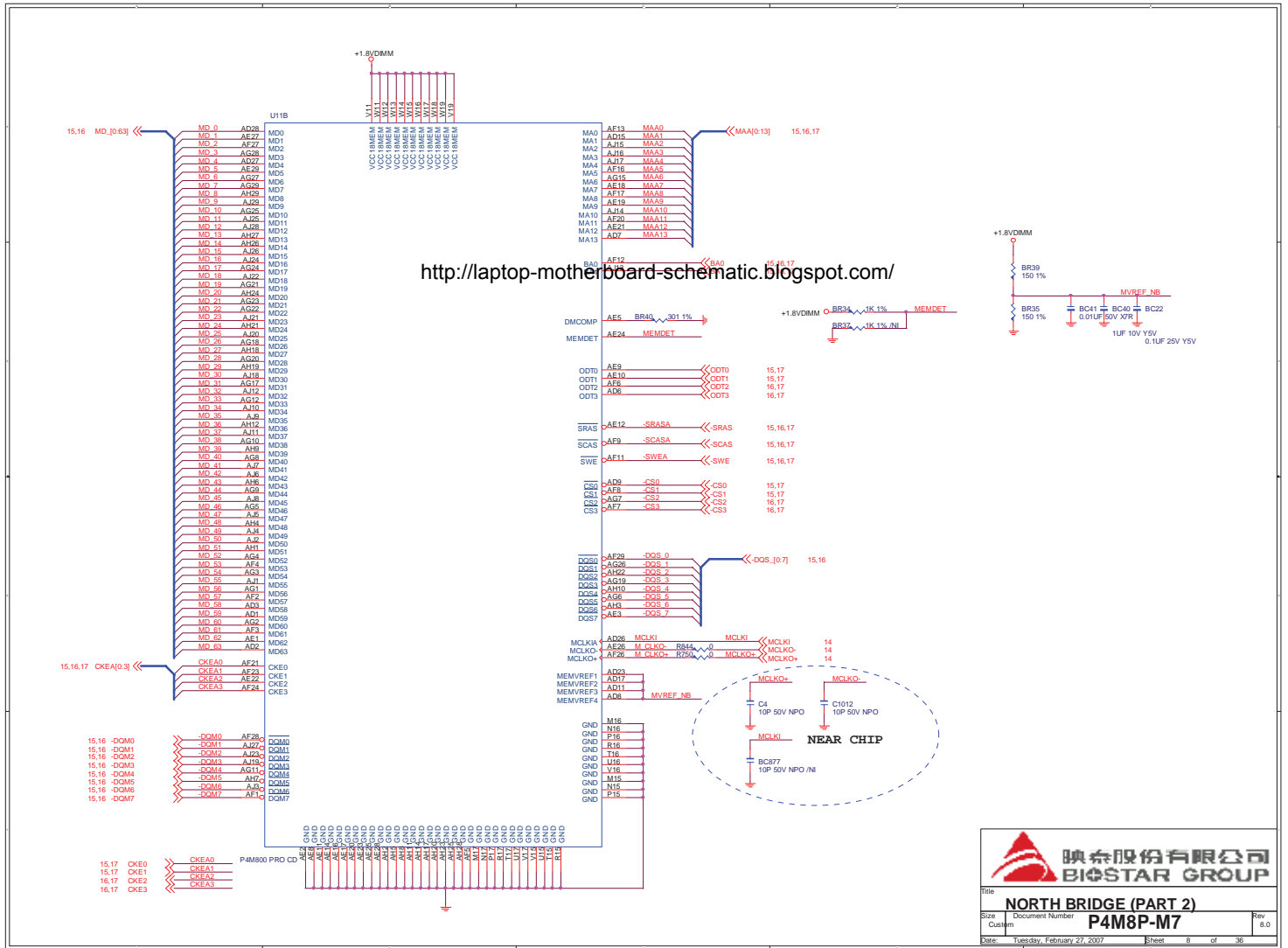
Doc: **P4M8P-M7**
Rev: 8.0

Sheet: 6 of 36



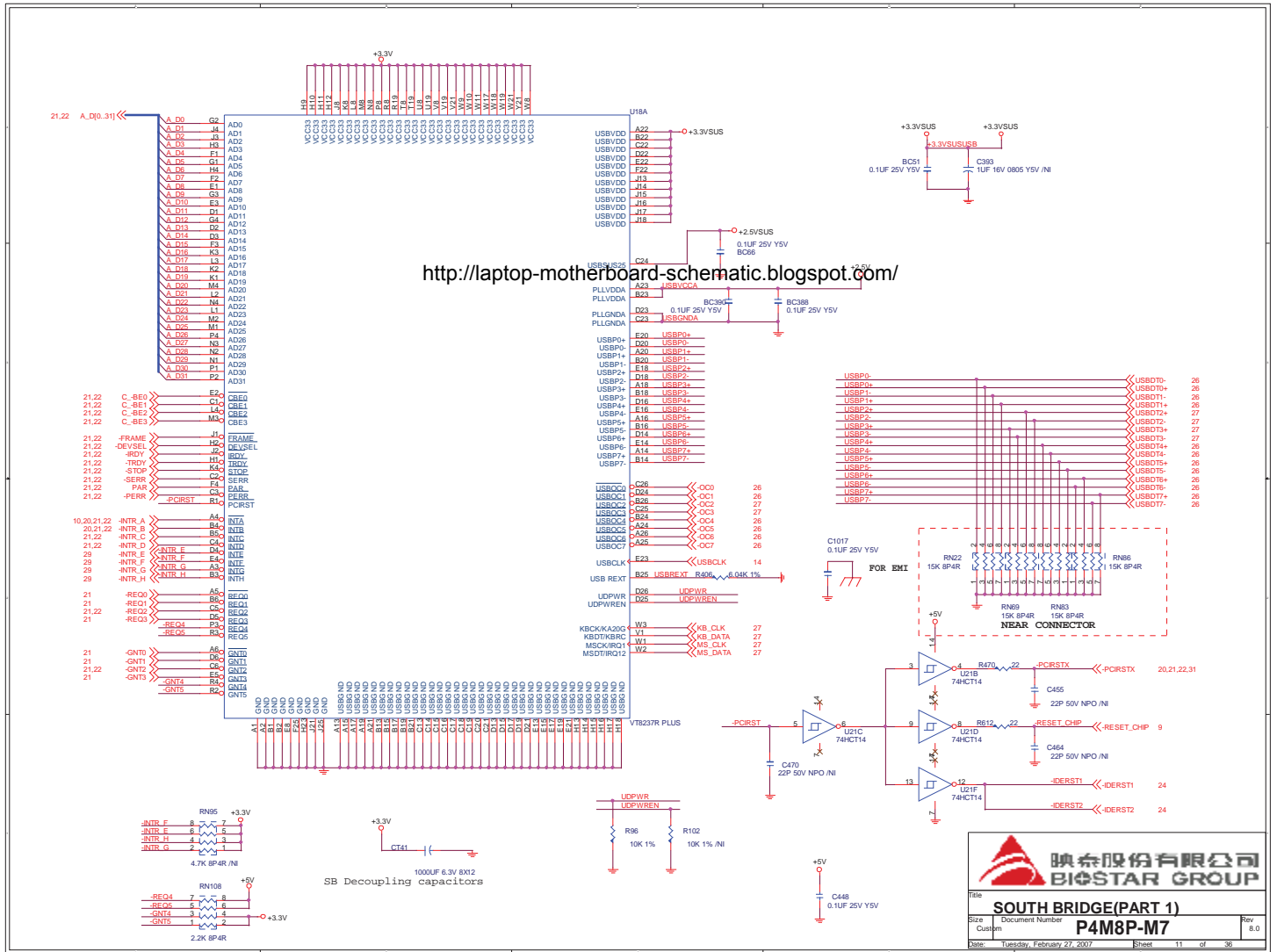
映泰股份有限公司
BIostar Group

Title		NORTH BRIDGE (PART 1)	
Size	Document Number	P4M8P-M7	
Custom	Rev	8.0	
Date:	Tuesday, February 27, 2007	Sheet	7 of 38



映泰股份有限公司
BIOSSTAR GROUP

Title: **NORTH BRIDGE (PART 2)**
Size: **P4M8P-M7**
Date: Tuesday, February 27, 2007 Sheet 8 of 38

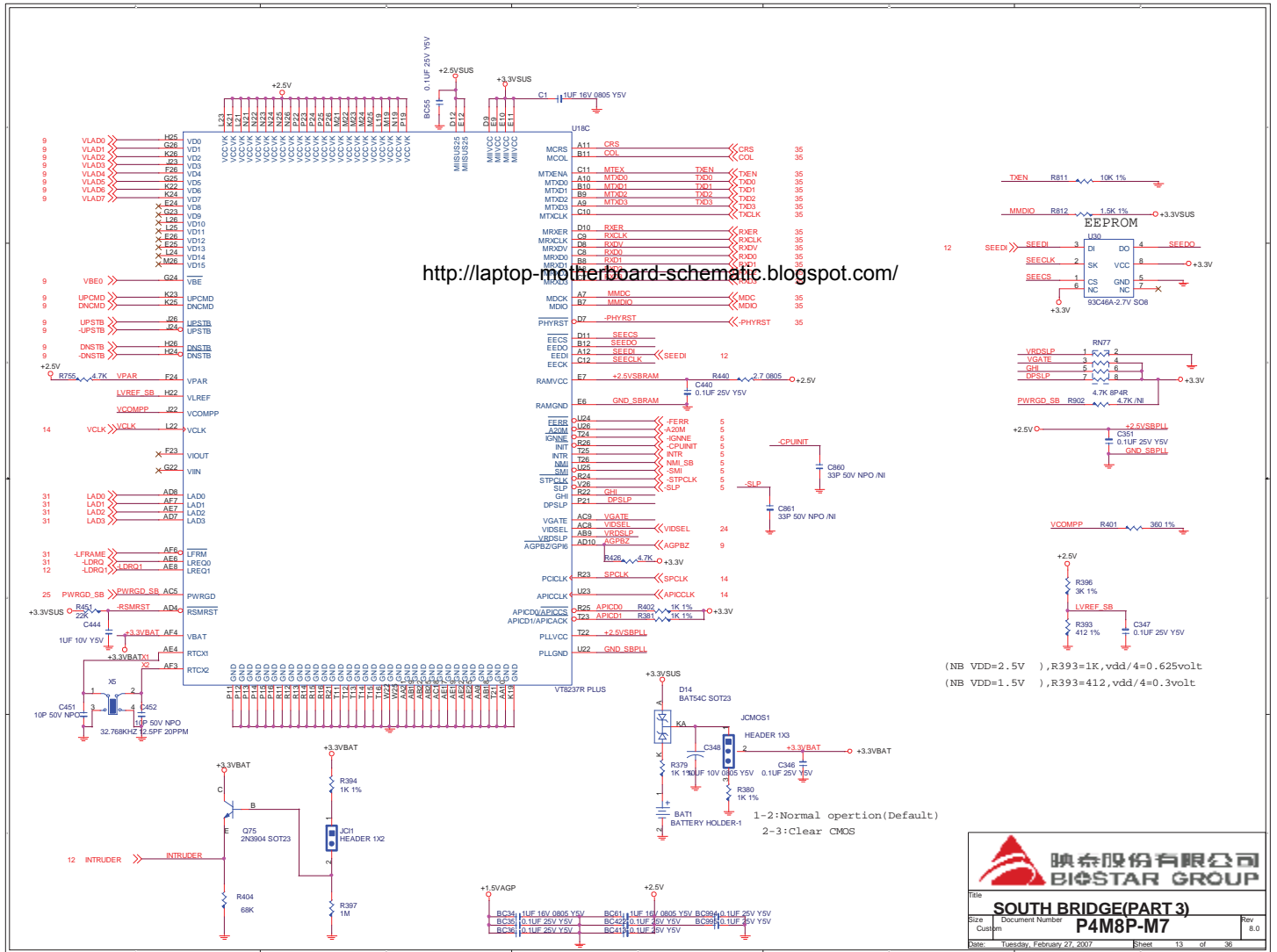


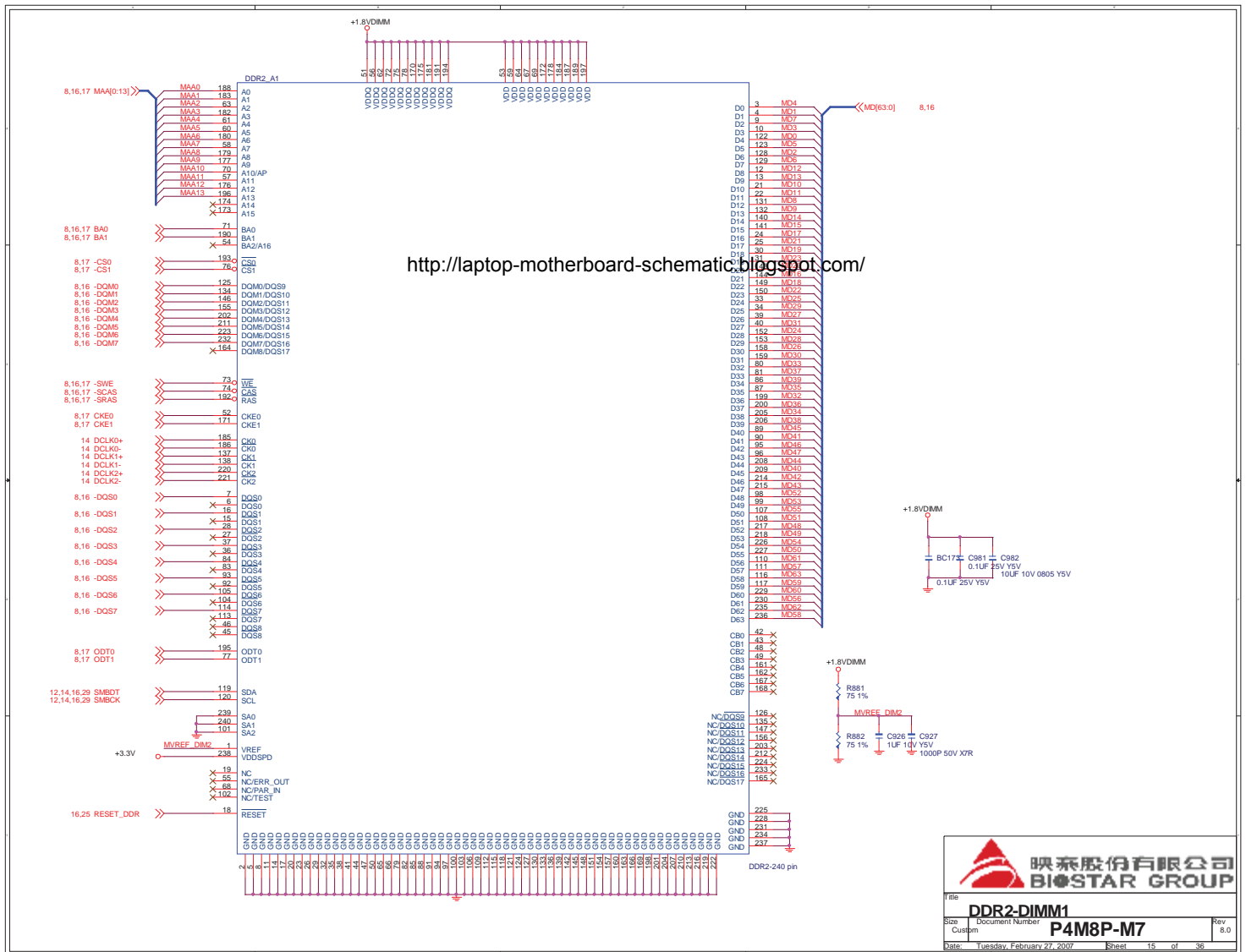
<http://laptop-motherboard-schematic.blogspot.com/>

映泰股份有限公司
BIostar GROUP

Title: **SOUTH BRIDGE(PART 3)**
Document Number: **P4M8P-M7**
Size: Custom
Date: Tuesday, February 27, 2007
Sheet: 13 of 36

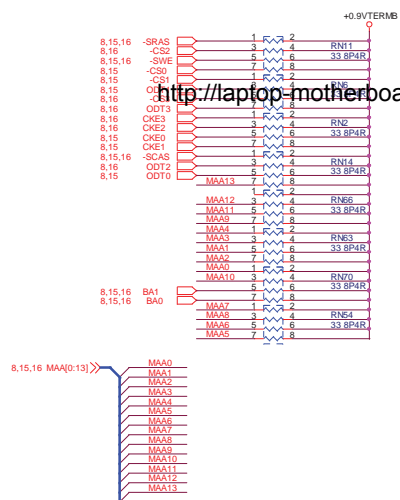
Rev: 8.0





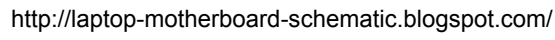


映泰股份有限公司
BIOSTAR GROUP

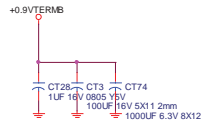
File: DDR2-DIMM1		
Size: Custpm	Document Number: P4M8P-M7	Rev: 8.0
Date: Tuesday, February 27, 2007	Sheet: 15	of: 36



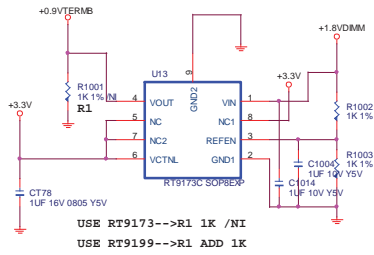
 映泰股份有限公司 BIOSSTAR GROUP		
Title: DDR TERMINATION		
Size: B	Document Number: P4M8P-M7	Rev: 8.0
Date: Tuesday, February 27, 2007	Sheet: 17	of: 36



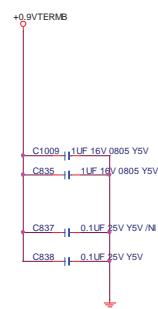
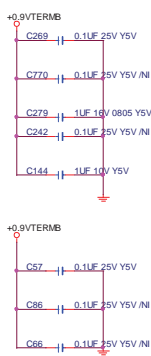
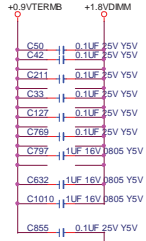
PDF created with pdfFactory Pro trial version www.pdffactory.com




<http://laptop-motherboard-schematic.blogspot.com/>



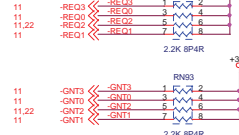
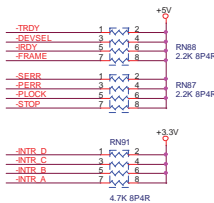
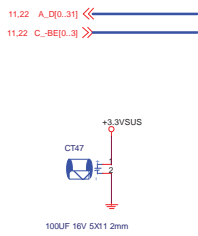

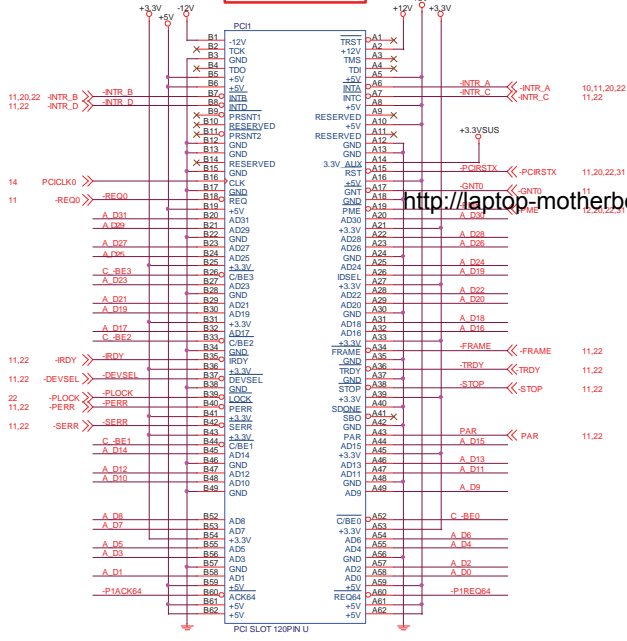
USE RT9173-->R1 1K /NI
USE RT9199-->R1 ADD 1K



 映泰股份有限公司 BIOSSTAR GROUP	
File: DDR VIT	
Size: B	Document Number: P4M8P-M7
Date: Tuesday, February 27, 2007	Rev: 8.0
Sheet 19 of 36	

PCICLK0
INT-A
REQ-0 / GNT-0
AD19

PCICLK1
INT-B
REQ-1 / GNT-1
AD20



映泰股份有限公司
BIostar Group

Title: **PCI 1&2**

Size: **Custom** Document Number: **P4M8P-M7** Rev: **8.0**

Date: **Tuesday, February 27, 2007** Sheet: **21** of **36**

PCICLK2
INT-C
REQ-2 / GNT-2
AD21



<http://laptop-motherboard-schematic.blogspot.com/>

11.21 A.D[0..31] <<
11.21 C.-BE[0..3] >>

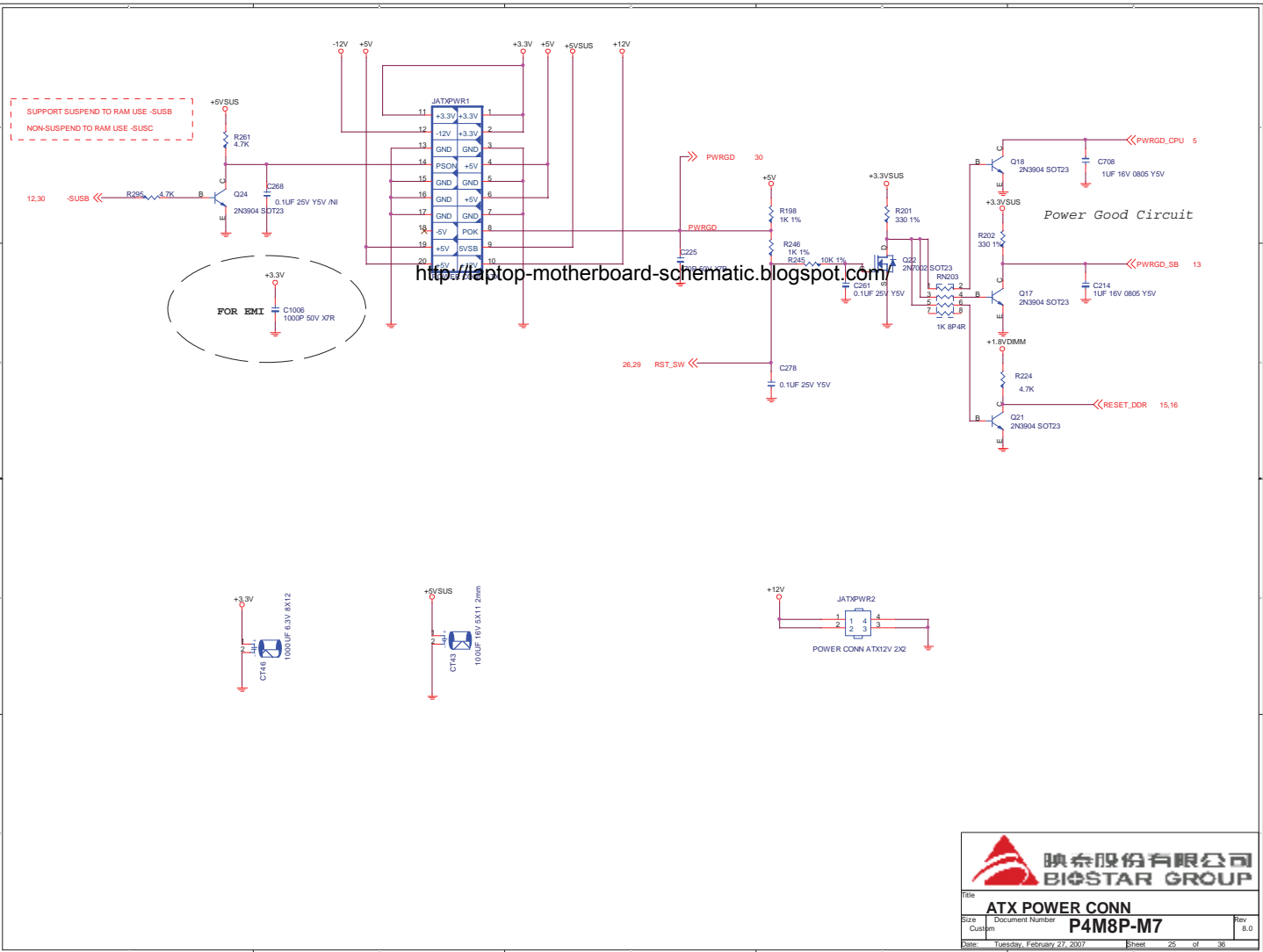


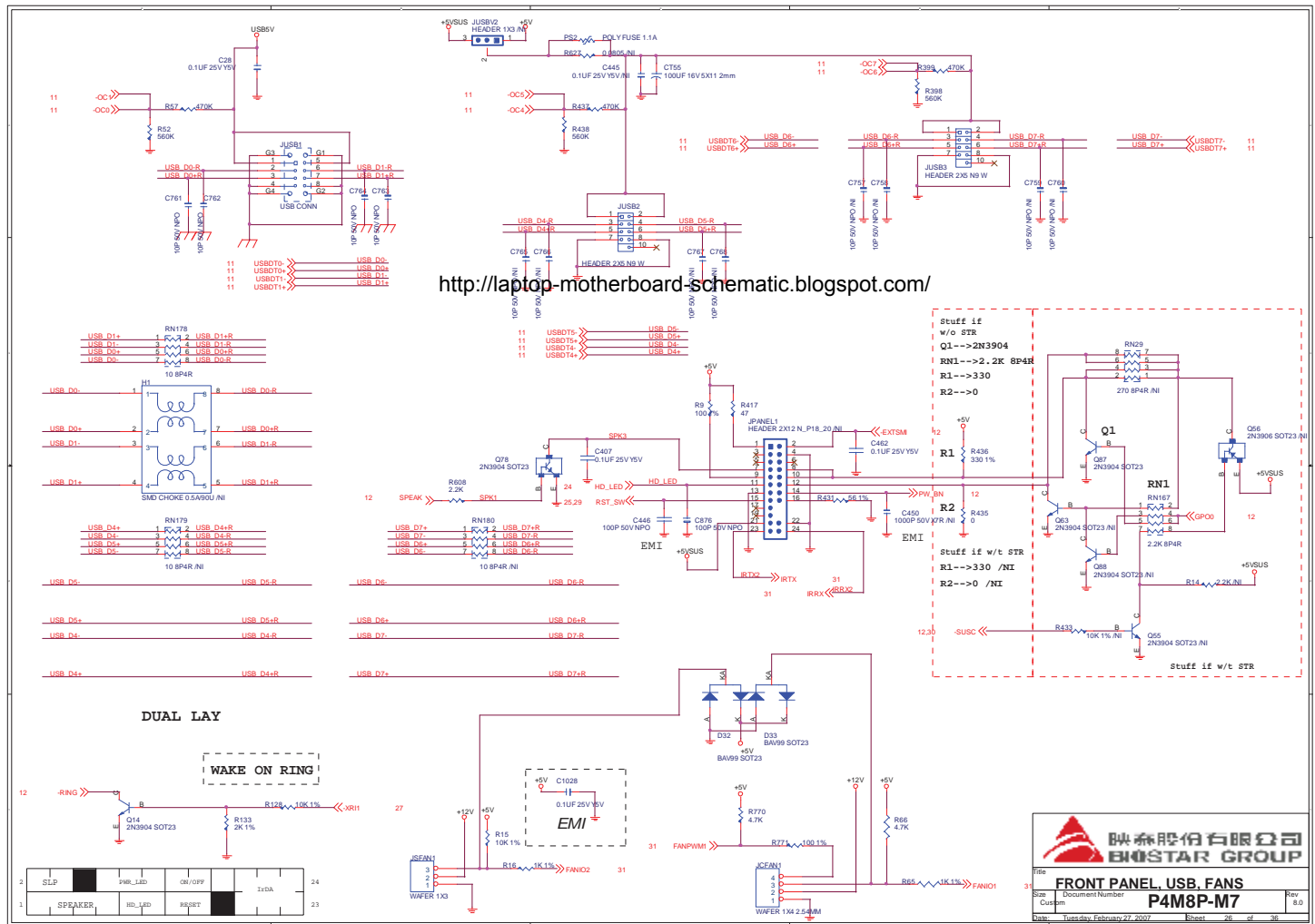
映泰股份有限公司
BIOSSTAR GROUP

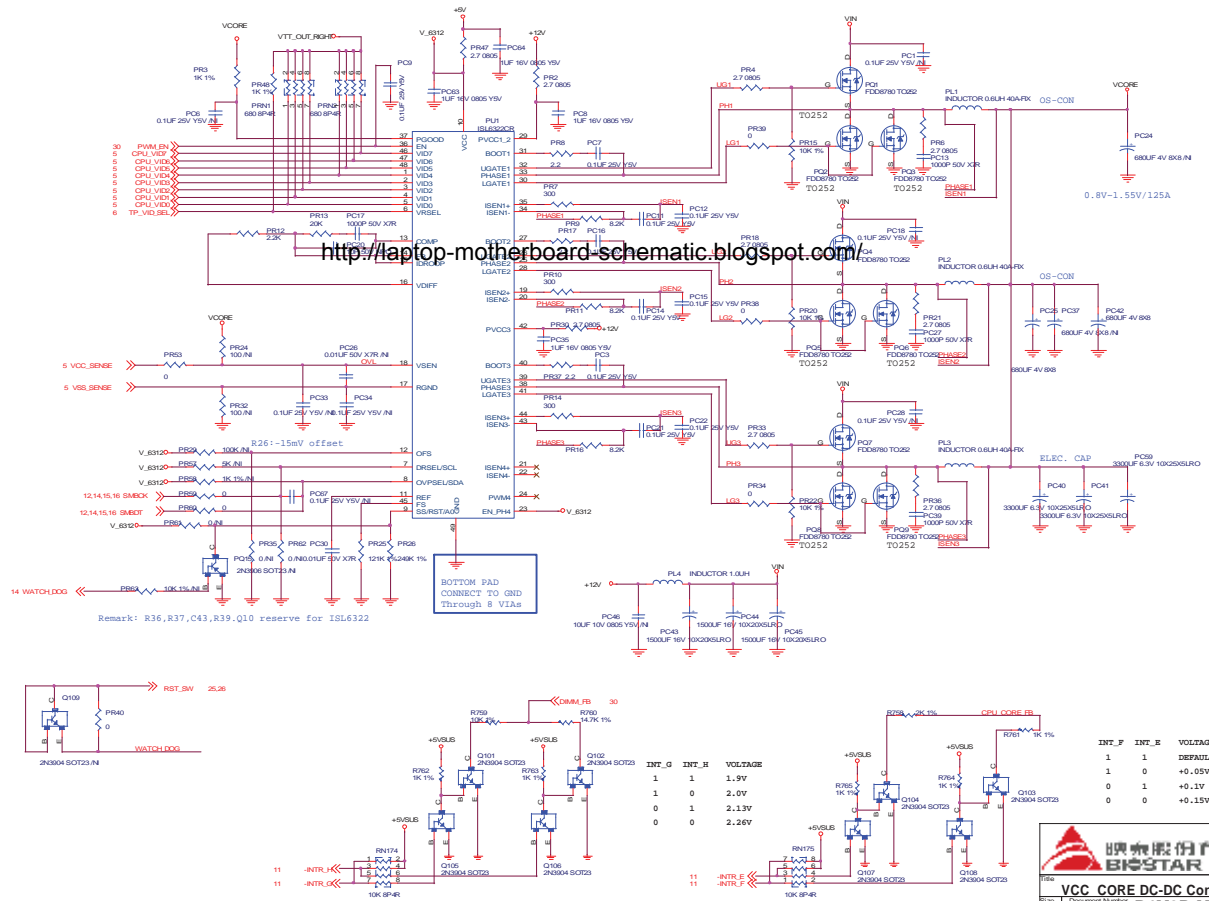
Title: **PCI 3**

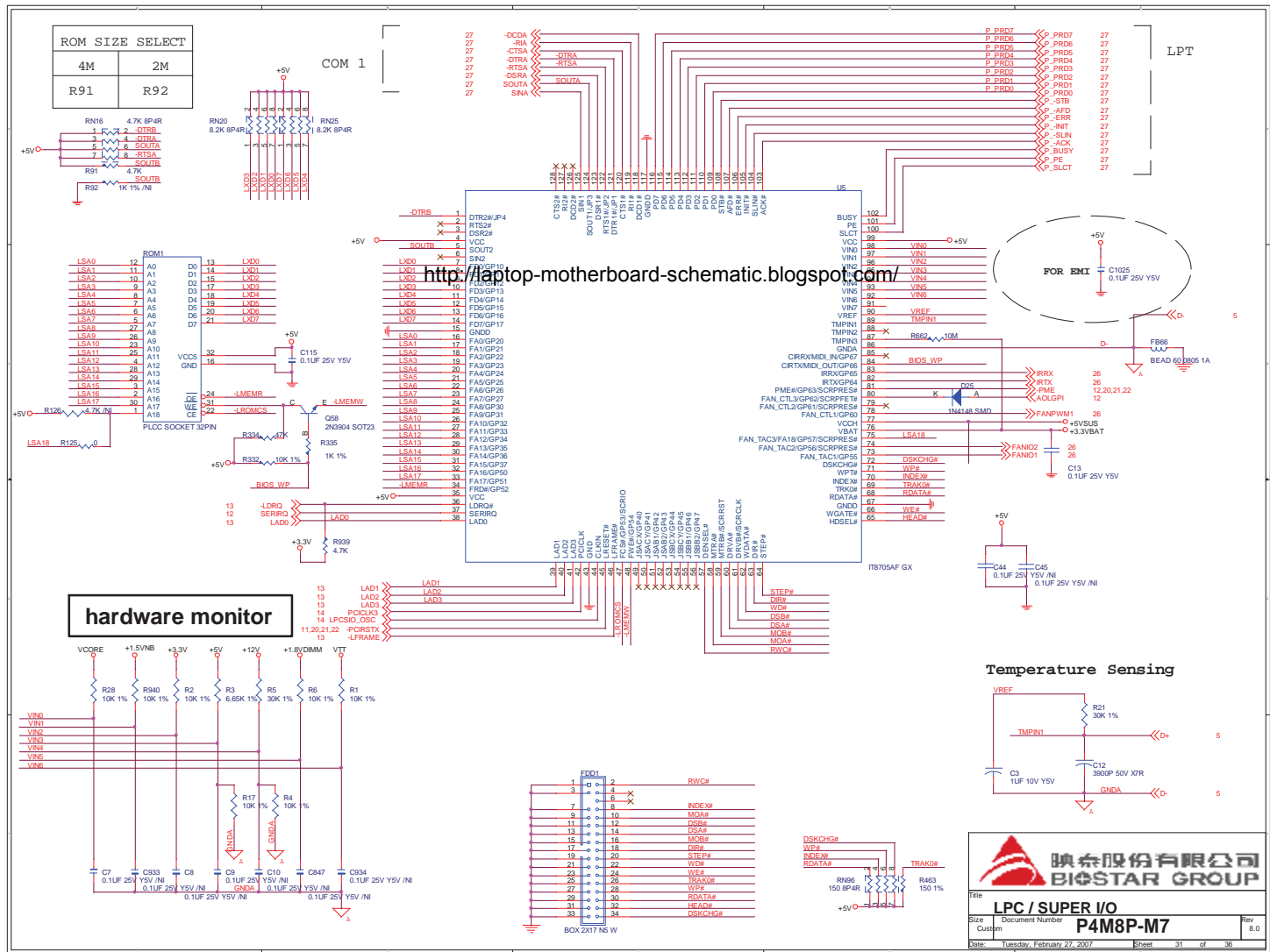
Size: Document Number **P4M8P-M7** Rev: 8.0

Date: Tuesday, February 27, 2007 Sheet 22 of 36







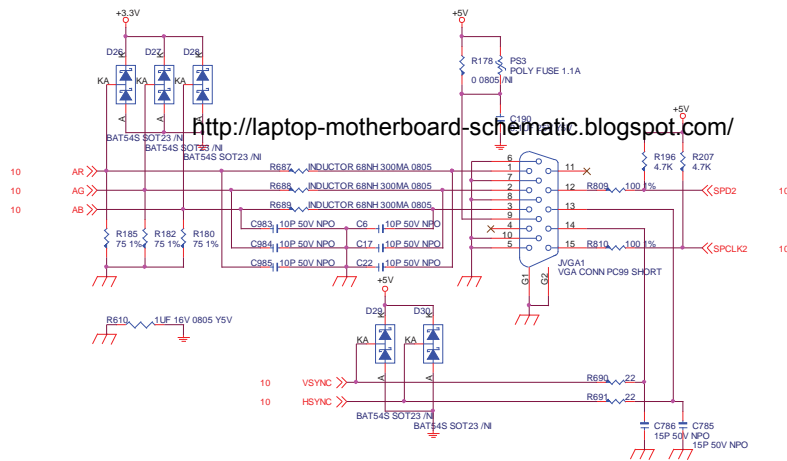



<http://laptop-motherboard-schematic.blogspot.com/>

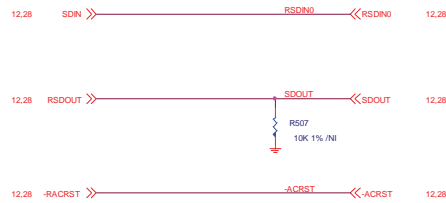
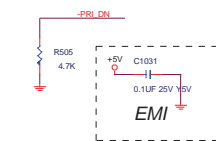
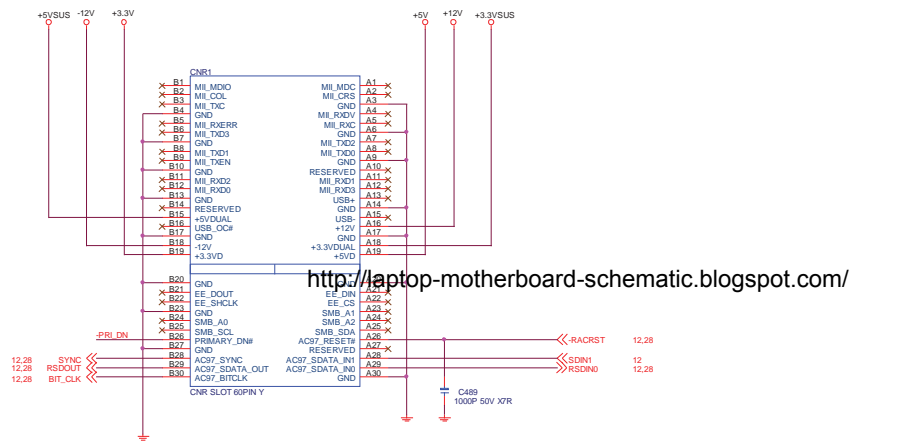


映泰股份有限公司
BISTAR GROUP

NONE		Rev
Doc	Docament Number	P4M8P-M7
C		4.0
Mater: Esaphire, February 21, 2007		Page: 32 of 38



 映泰股份有限公司 BIOSSTAR GROUP	
File	VGA CONNECTOR
Size	Document Number
B	P4M8P-M7
Date	Tuesday, February 27, 2007
Sheet	33 of 36
Rev	8.0



映泰股份有限公司
BIOSSTAR GROUP

Title		CNR SLOT	
Size	Document Number	P4M8P-M7	
C		Rev B.0	
Date	Tuesday, February 27, 2007	Sheet	34 of 36

JUSBV1(1_2)
IRON WIRE D0.8X10
JUSBV2(1_2)
IRON WIRE D0.8X10
JUSBV1(1_2)
JUMPER 2P R/N
JUSBV2(1_2)
JUMPER 2P R/N
JFAUDIO1(5_6)
JUMPER 2P B
JFAUDIO1(9_10)
JUMPER 2P B
JFAUDIO1(11_12)
JUMPER 2P B
JFAUDIO1(13_14)
JUMPER 2P B
JCMOS1(1_2)
JUMPER 2P B

PCB
P4M8P-M7 ZD

PCB
P4M8P-M7 ZD

<http://laptop-motherboard-schematic.blogspot.com/>


(BAT1)
3V BATTERY SONY

(ROM1)
PLAGE ROM
PLCC ISA 4M

(U11)
SBMP-S

(U18)
SBLV /N

New JPANEL1 2*12 IR
JPANEL1(2_4) JPANEL1(14_16)
HEADER 1X2 HEADER 1X2_3
JPANEL1(6_8_10_12)
PLED JPANEL1(19_24)
IR/N
JPANEL1(1_3_5_7) JPANEL1(13_15)
SPK JPANEL1(9_11) HLED RST_3

 映泰股份有限公司 BIOSTAR GROUP			
Title BOM			
Size	Document Number	Rev	
Custpm	P4M8P-M7	8.0	
Date:	Tuesday, February 27, 2007	Sheet	36 of 36